

# CLINKER



# BREAKER

Florida Artist Blacksmith Association

Established May 18, 1985



## NNE Region takes flight

Doug Hayes introduced the North NE Region to the process he was shown by Gordon Williams for using 3/8 inch stock to form a hummingbird during the region's January meeting. **Page 6**



## In Memoriam: Ray Nager

A longtime fixture in the Florida blacksmith community and a FABA founding member, William Raynor "Ray" Nager, Jr., passed away December 13, 2024.



**Page 13**



## NW Region

The Northwest Region had a great wine bottle holder demo by Daniel Schul at their January meeting. **Pages 8-9**



# Regional Events & Information



FABA has eight regions, and regular meetings are held in each region on the following Saturdays of each month: 1st Saturday—Central NE / 2nd Saturday—NW / 3rd Saturday—SE, Greater Orlando & Gainesville / 4th Saturday—Far West & SW.

The NNE meetings will be the 2nd or 3rd Saturdays (depending on the month).

The regions have no boundaries – everyone is welcome everywhere. Come to more than one if you can!

The dates may vary, so check the schedule noted in the Regional Reports or on Facebook, or contact the Regional Coordinator.

Our meetings are informal gatherings around the forge. Prospective members are always welcome. Come for all or any part of a meeting, bring your tools or just watch. Most meetings run from 9 a.m. to 4 p.m., and you'll want to bring a bag lunch if not otherwise noted. If you have any questions about events, please check the region's Facebook page or contact the Regional Coordinators:

Greater Orlando Region	John Hare	802-373-1190	legacy.john.hare@gmail.com
Gainesville Region	Jordan Borstelmann	352-727-8260	crookedpathforge@gmail.com
Central Northeast Region	Heinrich Hole	386-848-6982	heinrich.faba@gmail.com
North Northeast Region	Doug Hayes	910-330-7601	djhayes29@hotmail.com
Northwest Region	John Pfund	850-528-3280	johnwpfund@aol.com
Southeast Region	Peter Hill	651-635-6022	blazeblades561@gmail.com
Southwest Region	Antony Fenn	617-320-4781	antony.fenn@gmail.com
Far West Region	Christopher Sandlin	850-865-9596	Chris@traditionsworkshop.com

**Florida Artist Blacksmith Association (FABA)** is a nonprofit organization chartered with the state of Florida that is dedicated to promoting and expanding the horizons of architectural, artistic and practical blacksmithing while preserving the rich heritage of this craft.

FABA Officers and members assume no responsibility or liability for injuries or damage caused as a result of the use of any information, materials, design, techniques, etc., contained in this newsletter; our website, [www.blacksmithing.org](http://www.blacksmithing.org); our Facebook Page at [www.facebook.com/FloridaBlacksmiths](https://www.facebook.com/FloridaBlacksmiths); any of our regional Facebook pages; or provided at meetings or demonstrations.

**Contributions to FABA are tax-deductible to the extent provided by law.** FABA publishes the Florida Clinker Breaker monthly and FABA membership includes a subscription. We solicit correspondence and unpaid articles on any subjects related to FABA's purposes. Send to [editor@blacksmithing.org](mailto:editor@blacksmithing.org). Materials submitted must be your own work, and citations of others must be clearly identified. By submitting materials, you are allowing FABA to edit, print and post them to FABA's website. ABANA Chapter newsletters may reprint non-copyrighted material, if it is credited to the author and this newsletter. You need the publisher's permission to reprint copyrighted material unless otherwise noted.

FLORIDA ARTIST BLACKSMITH ASSOCIATION REGISTRATION#: CH38635 EXPIRATION: May 13, 2025  
A COPY OF THE OFFICIAL REGISTRATION AND FINANCIAL INFORMATION MAY BE OBTAINED FROM THE DIVISION OF CONSUMER SERVICES BY CALLING TOLL-FREE (800-435-7352) WITHIN THE STATE.  
REGISTRATION DOES NOT IMPLY ENDORSEMENT, APPROVAL, OR RECOMMENDATION BY THE STATE.

## Table of Contents

<b>2</b>	<b>Regional Information</b>
<b>3</b>	<b>President's Message</b>
<b>4</b>	<b>SE Region Report</b>
<b>5</b>	<b>SW Region Report</b>
<b>5</b>	<b>Gainesville Region Report</b>
<b>5</b>	<b>Orlando Region Report</b>
<b>5</b>	<b>Central NE Region Report</b>
<b>6</b>	<b>North NE Region Report</b>
<b>7</b>	<b>Far West Region Report</b>
<b>8-9</b>	<b>NW Region Report</b>
<b>10-11</b>	<b>Member Report</b>
<b>12</b>	<b>In Memoriam: Ray Nager</b>
<b>13</b>	<b>BBB Hammer-In</b>
<b>14</b>	<b>FABA Scholarships</b>
<b>15-16</b>	<b>News From ABANA</b>
<b>17</b>	<b>FABA Officers/Membership</b>

# Lessons From a Legend: Ray Nager

A Happy New Year to all!

Unfortunately, I have some sad news to report: Ray Nager lost his battle with cancer. He was one of the great blacksmiths in Florida, producing several works of public art throughout the state.

In October 2023, I was fortunate to visit with Ray and sat down with him for over an hour, discussing blacksmithing as well as life in general.

I know I've posted this information before but I feel it worth repeating, my "Lessons Learned from Ray"

1. Learn to draw. There is no better way to communicate your ideas to your customer than drawing, sketching, or even making a clay model. For a big sale, you definitely need to do a model.

2. Get out of your shop and go visit people. You don't make any sales if you don't talk to folks. Plan on spending anywhere from 20 to 40% of your time meeting with the public and selling your skills.

3. Learn to work with different metals. Stainless steel forgings look really good outdoors. Go for brass and copper accents. Raw ironwork is nice but look to go that extra mile.

4. Don't under sell your skill, your time, or your work. You're not making a Walmart product. If the customer is not willing to pay your price, then find a different customer.

5. If it's going to take you nine months to make the product, make sure you get a payment every month. Cash flow is important to staying in business.


6. Spread the work around. Helping others will help you produce more.

Thank you, Ray, for your great body of work, and your words of wisdom.

## FABA BUDGET NEWS

Our next board meeting is held late January, and during that meeting I am required to submit to the board a budget for their consideration. I need, want and desire your inputs.

Already in the budget are our basic planning factors, which include covering our current expenses, providing opportunities for regions to host their own events, fund our two major scholarships, purchase some new hand tools, repair/maintain current equipment and potentially offer an ABANA level one instructors' course. We are also planning for our next conference, which is our celebration of 40 years for Florida Artist Blacksmith Association!



David Sandlin  
FABA President

Speaking of the conference, we have narrowed the event date down to two weekends in October and are currently waiting for a response from the hotel. Stay tuned for updates. AND, if you would like to be one of our FABA CON 2025 demonstrators or if you would like to teach a class, please let Jordan Thomas, Lisa-Ann or myself know. We are also open to your recommendations for some "big name" demonstrators. Finally, if you remember a class from the past that you wanted to attend and would like us to offer it again, we need to know what is on your list.

## MEMBERSHIP NOTES

We have seen steady growth following the setbacks experienced in 2020/2021. Membership now stands around 293 families.

I'd like to continue this positive trend. If you find an opportunity to talk blacksmithing be sure to invite the interested party to join us at a local FABA meet up. Also encourage them to join the fun by signing up for a family membership which includes our monthly Clinker Breaker. They can use the this QR code to directly access our Membership | Florida Artist Black (blacksmithing.org) web site.



## CLINKER BREAKER MAILING

If you want to receive our printed quarterly publication (but didn't) please email me -President@blacksmithing.org or Dawn - Treasure@blacksmithing.org so I we can update the database.

Hope and pray your anvil ring true throughout the year!  
Hope and pray your anvil rings true!

— David Sandlin, President



## SE Region Meeting

Happy New Year from the SE Region.

During the January meeting, we worked on Journeymen requirements, finished projects started last year, and enjoyed the weather, plus setting goals for everyone for 2025.

The SE Region meets every third Saturday of the month at The Farm, 1566 S. Military Trail, West Palm Beach, FL. The Farm is located off Military Trail; just turn at the pole painted red, white and blue, and follow your GPS or Google maps. It should get you there!

Get more info on the FABA SE Facebook page: [www.facebook.com/groups/603288803747002](http://www.facebook.com/groups/603288803747002)

— Gary Becker, member





### SW Region Meeting Report

What a great turnout for our meeting with several new faces. Thank you to all who attended and hit hot stuff with a hammer.

We knocked out a bunch of scrolls and made great progress on our project for next year's conference. (We missed making something for the 2024 conference because of two back-to-back hurricanes).

We christened my new workshop in Sarasota. Thank you again to all the FABA Southwest members who turned out to help me make the move. You all helped keep my stress level down and saved my back.



### SW Region Meeting, Jan. 25

The SW meeting will start at 10 am on Saturday 25th at my NEW workshop – FishnChips Forge. Please note the new address.

At this meeting we will continue making the pieces for the project for the 2025 conference.

FishnChips Forge is located at Unit 213 Sawyer Business Park, 4023 Sawyer Road, Sarasota.

The location is close to the corner of Sawyer Road and Bee Ridge Road.

Please bring an item for the Iron and Hat raffle.

Please also dress appropriately and bring something to share for lunch.

Looking forward to another hot, tiring and absolutely fun day!

### SW Region February Meeting

Please check our FABA SW Facebook page for more info at [www.facebook.com/groups/228279738123674](http://www.facebook.com/groups/228279738123674), or contact [antony.fenn@gmail.com](mailto:antony.fenn@gmail.com). Thank you!

— **Tony Fenn, SW Region Coordinator**

### Gainesville Meeting, Jan. 25

The Gainesville meeting will be held at the Hoggetowne Medieval Faire on January 25th from 10am till 6pm, in Downtown Gainesville at Depot Park, 874 SE 4th St, Gainesville, FL 32601.

It is a free event, with plenty of food trucks and beverage options. Costumes are highly encouraged, but not required. Proper PPE is always required.

There will be a Blacksmithing Contest at 12:30, and again at 3:30, possibly with prizes!

In February, there will be a meeting in Ocala, at the Fort King Historic Site, from 9am to 5pm. The address is 3925 E Fort King St, Ocala, FL 34470. Once again, period costuming is encouraged, but not required. More details for this one as we get closer to the event.

Need more info? Shoot me an email at [crookedpathforge@gmail.com](mailto:crookedpathforge@gmail.com).

— **Jordan Borstelmann, Coordinator**

### Central NE Region Meeting, Feb 1

**When:** February 1st, 9-4pm

**Where:** Barberville Pioneer Settlement

Matt Shoemaker will be demonstrating a cool lil' bottle opener for us in February. After the demo, he'll also be leading a bottle opener workshop so y'all can make some yourselves with a bit of guidance. We're going to have a proper Iron in the Hat this month, so if you've got some things you can donate, then please do. Donated handmade items get you 5 free tickets. Lunch will be provided by myself. Feel free to bring any sides you may want. I'll look forward to seeing you all there! :)

— **Heinrich Hole, Central NE Coordinator**

### Greater Orlando Meeting Schedule

Greater Orlando meets on the 3rd Saturday of each month at UnderGround Metal Works in Maitland, FL.

For more information and to confirm meetings, especially during the holiday season, contact John Hare at 802-373-1190 or [legacy.john.hare@gmail.com](mailto:legacy.john.hare@gmail.com).

— **John Hare, Orlando Regional Coordinator**

## North NE Region Report

After taking a break for December, the NNE region ushered in the new year with a demo by Doug Hayes. Doug introduced folks to the process he was shown by Gordon Williams for using 3/8 inch stock to form a hummingbird and then folks tried some of their own variations with 1/2 inch square stock and compared the results. It was a lot of fun and a new flock of hummingbirds has entered the world.

Doug also demonstrated melting a fragment of glass into a punched hole in a 'flower' finial using the propane forge. Instead of using marbles, this was glass Doug found in a rock shop in Utah, coming in large chunks (1/2 – 3-pound pieces), in solid colors. He discussed the pre-warming, tilting the piece as the glass softened to fill all the corners/edges of the space and then the tempering process.

The group then settled in to discuss the upcoming year: the FABACON competition piece, topics to cover in meetings and some requests from local groups for demos or collaborations.

## North NE Region Meetings

Our next two meetings will be February 8th and March 8th. February will be at Iron Osprey Forge (102 Marshall Circle, STA) and the March location will be announced by the February meeting.

— Doug Hayes, NNE Region Coordinator





## Far West Report

We don't hold a meeting in December but we started this January with a bang! Each year, Traditions Workshop hosts Rocky Bayou Christian School for a five-day intensive blacksmithing session. Normally we offer 4 slots for this event but the school called us and asked if we could expand to 8 students. Seems when they opened the Jan-term classes to the Sophomores and Freshmen to sign-up the blacksmith class filled twice over in less than 10 minutes. What to do? We accepted the challenge, but could not have accomplished the task if several members of the Far West had not stepped; thank you, Jack and Dawn Fortenberry!

Immediately following our "Rocky" experience, the Wounded Warrior Project arrived with 10 students for our "Viking Table" and Stained-glass classes. The "Viking Table" is a combination wood working and blacksmith class. The wood working part is to craft a small cutting board. Students learn a little bit about wood types, then select their materials and are guided through the process of using the table saw, band saw, power sanders, table router, hand-held router and finishing with mineral oil. They then move to the forge to make a dining pick using  $\frac{1}{4}$  square stock and, time permitting, make a butter knife.

Later this month, we are expecting 10 students from the Center for Lifelong Learning for a tour of the workshop, part of which will include a short blacksmith demonstration.



## Far West Meeting, Jan. 25

Our first meeting of the Far West in the new year is January 25th, 9 am–3 pm at Traditions Workshop. Christopher Sandlin will be demonstrating ABANA Level I tapers followed by open forge time where you can work your own projects or try your hand at the demonstration project. This year the Far West will focus on both the FABA Journeyman and ABANA Level I.

What's the difference? The FABA Journeyman program is process based whereas the ABANA National Curriculum is product based.

For example, in the FABA Journeyman program you need to be able to "draw a taper"; therefore, you should be able to draw any short or long taper to meet your requirements.

In the ABANA curriculum it is much more specific; you are to draw out 5 tapers from  $\frac{1}{2}$  square stock, each 2- $\frac{1}{2}$ " long drawing down to a  $\frac{1}{16}$ " point, the 5 tapers need to be two sided, four sided, four sided "on a diamond," eight sided and round each cut to 6".

If you can meet the FABA Journeyman standard, you should be able to meet the ABANA requirement. Again, the biggest difference is the ABANA curriculum is very specific in the products you must produce.

No doubt, if you work through the ABANA Levels I to III you will be a good blacksmith. If you work through the FABA Journeyman standards, I feel you will be a very well-rounded good blacksmith. There are just a few more skills in the Journeyman program (Arc & gas welding, making a hemisphere, grinding, tap & die work ...) than in the ABANA curriculum. It doesn't hurt to have both accomplishments under your belt.

## Far West Meeting Schedule

The February meeting will also be held at Traditions Workshop on the 22nd, again starting at 9 am. We will be featuring Craig Hines demonstrating the ABANA National Curriculum Level I gate latch.

The March 22nd meeting will be at John Butler's farm, 4112 Bell Lane, Milton FL 32571. Start time will be 9 am for setup and 9:30 for our annual fund-raising class – crafting a Viking era utility knife. This class session is open to the public, cost is \$120/person with a maximum of 12 people. Lunch is included and will be provided by Sonny's BBQ. Even if you are not taking the class, FABA members are encouraged to attend to act as safety observers and coaches.

Location of our April 26th membership drive is still to be determined, as are our meetings for May 24th and June 28th. Expect us to cover the FABA journeyman standards and parts of the ABANA National Curriculum as the year progresses.

– **David and Christopher Sandlin**



## NW Region Meeting Report

Hello everyone and greetings from the Northwest Region. Actually I'm about 3,000 miles northwest of my home in Tallahassee, in a little town in Washington, called Quilcene. Yep, I'm out here house and dog sitting for my sister again, and I missed our January meeting for the second year in a row. I did see the pictures from the meeting that Dot took and posted on the Facebook page. Thank you Dot! And everyone who helped make it happen! It looks like everyone had a good time, including a great demonstration and meal. I'm sorry I had to miss it.

## NW Region Meeting, Feb. 8

I'll be back home for our February meeting. It's going to be held at Roger Bell's House on the 8th. Roger's address is 7685 Deepwoods Trail, Tallahassee, FL 32317. We've been having open forges at Roger's house on Tuesday mornings and I noticed that he has a lot of old horseshoes, about a 5 gallon bucket worth, so we're going to use them to make things at the meeting. It will be a demonstration and also an open forges challenge, for everyone who wants to, to make something from horseshoes. For the meal, we're going to have chili, Roger will make a pot, but I'm asking others to make some too. I'm going to make a few loaves of fresh bread and we should bring sides and desserts to share.

Special bonus, if anyone brings something they've made from horseshoes to donate to the raffle, I'll double the normal bounty! It's gonna be great. I hope to see you there!

— John Pfund, NW Coordinator





# Regional Reports





# Blacksmithing with Gordon Williams, the “Energizer Bunny”

By Doug Hayes

In 2024, I was able to work with Gordon Williams at his shop near Zion National Park in Utah with the benefit of a FABA scholarship. Gordon offers 3-day workshops each month and I was able to get a spot in his July Intensive Blacksmith class.

Although Florida has been hot this year, flying into Las Vegas the air temp was 112 degrees and – due to the population, irrigation and such – it wasn't really a dry heat. Car thermometer busted 120 degrees as I headed east for my 3-hour drive across the desert to Gordon's. The landscape was beautiful and although much of it was without GPS it went smoothly, even the Google suggested shortcut through the Pink Coral Sand Dunes desert. Thankfully, Gordon's shop is close to 6000 feet elevation and the daytime temps were in the upper 80s and 90s. And that was a dry heat.



Gordon's nickname of the “Energizer Bunny” is well-earned. He is ready and raring to go as early as 7 a.m. and was willing to work til early evening. So the 3-day class could almost fit a whole week's worth of experience if you put in the time.

Gordon starts by demonstrating a series of projects, going through hooks, leaves, animals, cowboy, glass inserts, texturing and more in the first hour or so. He introduces basic and intermediate techniques and demonstrates his tools and jigs and then turns the students loose. His energy is contagious; he hops from one side of the anvil to the end, then back to the side. Quick, accurate sharp blows get the most of each swing and the metal moves almost like it was clay.

I started with his 'basic' three-hook rack, trying some of his positioning and swinging techniques and applying the methods he demonstrated, sometimes finding them better than my usual approach, sometimes not as comfortable but still useful for certain items.

The walls of his shop are covered with his storyboards of various projects, with assorted jigs and specific punches/tools hanging conveniently nearby.

I dug in and tried to sample as many different techniques, jigs and approaches as I could. I finished four items on his curriculum, but also played with several other jigs, made a handful of jigs for scrolling and stamping and ended up with several 'partial' projects that used techniques I hadn't tried before, the four 'finished' projects (the hook rack, a chili pepper, a hummingbird, and a grape vine wine holder and hook). I ended up buying an extra suitcase to bring my treasures home.



A few things really stood out for me. One was his approach to cutting with a chisel. Instead of working from overhead, he will squat on one end of the anvil, looking down the length of the steel and this lets him place the



## Member Report




cutting edge of the chisel precisely in the center of the piece. He places the chisel on the far end of the piece and still squatting, taps the chisel to make his initial mark and cut. Then, he repeats this for the second heat, standing a bit once the cut is established but striking toward his body. This also served to push the metal into the hold fast. Although it appeared awkward, it was relatively simple and something I have adapted to my work. Another trick he uses is to reach into the gas forge with a tiny "hammer" to tap a small item (like a leaf stem) onto the parent piece for forge welding. Just a little piece of 3/8 round on a 1/4 sq handle and he gently sets the initial weld while still in the forge. This avoids the small piece cooling off quickly and makes setting the rest of the weld so much easier.

There were so many things I observed that it is impossible to list them all (and as I am getting 'more mature' I might forget one or two crucial bits) but Gordon also has that covered. He has a number of great YouTube videos and Instagram vids on Facebook that go through the process for most of the projects. A great way to refresh the memory – or to look up and try on your own.

I found the time with Gordon well worth the effort of flying to the other side of the country, driving across scorching desert and all the other logistics. Outside the forge, the countryside was beautiful and offered wonderful hiking, with a handful of rock shops, museums, and roadside attractions to entertain.

Gordon himself, in addition to being full of energy and enthusiasm, is a great instructor and fun to work and converse with. I plan on returning in the future, possibly with one of my offspring, for another fun and educational weekend.

Gordon's website is [www.zionblacksmithschool.com](http://www.zionblacksmithschool.com) and he also has a Facebook presence. His phone reception is a bit sketchy, so he prefers email or messaging to reach him.



# Founding Member Ray Nager, 1942-2024

A longtime fixture in the Florida blacksmith community and a FABA founding member, William Raynor “Ray” Nager, Jr., 82, of Fort Pierce, passed away December 13, 2024.



He was born in New Kensington, PA, on April 13, 1942, to the late William Raynor and Rosalie Uttermohlen Nager.

“Ray,” as he was affectionately known, graduated from high school and went on to proudly serve in the United States Army.

He was a member and lector of Holy Cross Catholic Church in Vero Beach and previously at St. Lawrence Cath-

olic Church in Tampa.

Self-employed for 57 years, Ray was a Metal Artist, Blacksmith & Farrier for many years. He branched out with his ideas and talents, and designed and sculpted magnificent works of art around the world.

He was a member of FABA, Florida Artist Blacksmith Association, and ABANA, Artist Blacksmith Association of North America.

Ray also enjoyed reading, fishing, gardening, playing Mexican Train Dominoes and cooking. He is survived by his loving wife, Pattie Howse Nager; siblings, Gerald (Betty) Nager, & Susie Adams; children, Laura (Andrew) Williamson and Patrick (Heather) Nager; grandchildren, Garrett (Blair) Williamson, Kaden Nager, Collin Nager, Dane Nager and Ryley Nager; great-granddaughter, Alice Williamson; and many nieces and nephews.

---

## Support our FABA business members

---

### **DAMASCUS SPONSORS**

David Sandlin - Traditions Workshop - Ft. Walton Beach, FL  
Jake Pytlik - Warehouse Services Inc. - Naples, FL  
Doug Hayes - Iron Osprey Forge - St. Augustine, FL  
Benchmark Abrasives - Flagstaff, AZ

### **STEEL SPONSORS**

Greg Hagen - Holland Anvils - Holland, MI  
John Elliot - Blacksmith Supply - Chester, VA  
Michael Oliver - Turn and Burn Metalworks - Lakeland, FL  
Mission San Luis - Tallahassee, FL

### **IRON SPONSORS**

Scott Brown - Medieval Smith - Land O' Lakes, FL  
Jordan Borstelmann - Crooked Path Forge - Gainesville, FL  
Rick Smith - Gainesville, FL  
Nicole Horenstein - High Springs, FL  
Mark Fillmore - Naples, FL  
Cameron LaFrance - Micco, FL

Interested in being a FABA sponsor or expanding your sponsor listing? Contact FABA President David Sandlin at [President@blacksmithing.org](mailto:President@blacksmithing.org) and include your business name, tag line, and contact information.



# EPIC HAMMER-IN

## SMITE HOT SHITE!

to Benefit the

BLACKSMITHS SUFFERING THE AFTERMATH OF  
HURRICANE HELENE

**FEB 28 - MARCH 2**  
**2025**

**\$25** REGISTRATION

**\$100**  
per class

**+20**  
pd to instructor for materials

**2/28**  
**9-12**

- CRAFT A LEATHER SHEATH
- FORGE A COPPER ROSE
- OPEN FORGES

- CREATE A THROUGH-TANG KNIFE GUARD (BRING A BLADE)
- FORGE A COFFEE SCOOP
- OPEN FORGES

**2/28**  
**1-4**

**3/1**  
**9-12**

- BEGINNER BLACKSMITHING
- CRAFT A LEATHER SHEATH
- OPEN FORGES

- ENGRAVING
- OPEN FORGES

**3/1**  
**1-4**

**3/1**  
**1-7**

- FORGE BLACKSMITH TONGS
- OPEN FORGES

### WOOD CHISEL COMPETITION

#### PARAMETERS:

- 1 1/4 TO 2 INCH MAXIMUM CUTTING WIDTH
- TOTAL LENGTH MUST BE BETWEEN 8 AND 12 INCHES
- MUST HAVE A FORGED SOCKET AND A WOODEN HANDLE

WILL BE TESTED FOR TOUGHNESS, EDGE RETENTION, AND PERFORMANCE OF AN INLAY TASK. EXTRA COMPETITION FOR AESTHETICS. WINNER RECEIVES BRAGGING RIGHTS,

Located under the pecan groves at  
19915 fl-16 Starke, Fl 32091

<http://beardedbrotherhoodofblacksmiths.com/>

- CAMPING AVAILABLE
- BRING CHAIRS
- POTLUCK DINNER FRI
- IRON IN THE HAT ON SAT



# Walt Anderson Scholarship deadline June 30

This scholarship was established to honor the memory of Walt Anderson, one of our charter members. Its purpose is to further the craft of blacksmithing and is available to any FABA member in good standing.

The award is limited to the actual cost or \$1,000, whichever is lesser. It may be used for materials, tuition, lodging and transportation (paid at the rate of 43.2 cents per mile or the actual cost of public transportation, whichever is lesser).

A letter of application or a detailed email may be submitted provided the applicant answers the following questions:

1. What is your name, address and phone number?
2. How much experience in blacksmithing do you have?
3. How will this instruction help you with your blacksmithing craft?
4. What is the name of the school you wish to attend?

5. What is the name of the course and the name of the instructor teaching the class?

6. What costs will be incurred (tuition, lodging, transportation, etc.)?

Note: By accepting the Walt Anderson Scholarship, the applicant agrees to provide a demonstration of skills learned at a regular FABA meeting, and write an article concerning the learning experience, including a “how-to” article for publication in the Clinker Breaker.

The next item is not required but strongly suggested: An item should be made with the new knowledge and offered for auction at the Annual Conference.

Completed letters of application or emails should be sent to John Butler, Chair, FABA Scholarship Committee, 777 Tyre Road, Havana, FL 32333 or [jgbutler@sprintmail.com](mailto:jgbutler@sprintmail.com).

Deadline for receipt is June 30, 2025. Three finalists will be recommended to the Board. The decision of the Board shall be final, and the successful applicant will be notified after the vote.

---

## Florida Artist Blacksmith Association Veterans Scholarship Fund Application

1. Recipients must be veterans of the U.S. Armed Forces (Navy, Air Force, Army, Marines, Coast Guard, Space Force).
  - a. Individuals must be able to provide proof of service/separation (DD 214 or an appropriate ID)
2. Scholarship will reimburse 80% of a blacksmithing class/course(s) registration fee up to \$100 upon completion of the course, whichever is less. (for example, if the course(s) cost \$135, 80% of that is \$108, so the awardee would receive \$100; if the course(s) cost is \$95 then the awardee would receive \$76). Formula for determining award:  
$$\text{Registration fee(s)} \$ \underline{\hspace{2cm}} \times 0.80 = \underline{\hspace{2cm}} \text{TOTAL (awardee would receive \$100 or less of total course registration costs)}$$
3. The coursework must be considered to be directly related to blacksmithing (not welding/fabrication). The FABA Scholarship Committee (defined in article 12 below) reserves the right to determine which coursework is appropriate during the review process.
4. The course instructor must be someone who regularly provides paid blacksmith instruction – in other words is recognized as a legitimate, accepted teacher. Classes at a recognized blacksmith conference (such as the FABA annual conference, The Southern Blacksmith Association biannual conference, SOFA, etc.) are acceptable and specifically at these events, 2 or more classes in one weekend could be stacked and counted as one ‘course’. So, for three (3) FABA intro courses at \$45 apiece, the total would be \$135; 80% of that would be \$108, so the award would be \$100.

Contact Doug Hayes at [djhayes29@hotmail.com](mailto:djhayes29@hotmail.com) or download an application at [www.blacksmithing.org](http://www.blacksmithing.org)



# News from ABANA

*Artist-Blacksmith's Association of North America*

The Artist-Blacksmith's Association of North America is a 501(c)3 non-profit organization dedicated to preserving, promoting, and sharing technical skills and design excellence in the blacksmith community. We offer education workshops, technical and art publications, grants, awards, conferences, and exhibitions honoring the metal arts.

## Apply for an ABANA Grant

As part of our commitment to help develop the skills and abilities of smiths in the community, we offer multiple educational grants for members.

See how ABANA can help provide funding for your next blacksmithing class.

Submit  
an application today!



Visit  
[abana.org/education/grants](http://abana.org/education/grants)  
for details.



Check out the latest videos on the  
ABANA YouTube channel!

Enter the drawing at  
[abana.org/tongtuesday](http://abana.org/tongtuesday)

Good Luck!  
*ABANA membership is not required.*

**6 Chances to Win in 2025**

## Call for Entries "Favorite Forgings of 2024"



*Bare Root Bearing Blade*  
by Germ Logan



*Figurines*  
by Annie Higgins



*Roped Chasing Hammer*  
by Matt Stagmer

Submission deadline February 1, 2025

Enter at  
[abana.org](http://abana.org)

Images shown are from prior exhibitions.

## ABANA MEMBERS ENJOY:

- 2 quarterly magazines
- Discounts with blacksmith suppliers and everyday shopping
- Discounts on classes, events, and merch
- Eligibility for National Curriculum certification

**[ABANA.ORG/JOIN](http://ABANA.ORG/JOIN)**

# News from ABANA

*Artist-Blacksmith's Association of North America*

The Artist-Blacksmith's Association of North America is a 501(c)3 non-profit organization dedicated to preserving, promoting, and sharing technical skills and design excellence in the blacksmith community. We offer education workshops, technical and art publications, grants, awards, conferences, and exhibitions honoring the metal arts.



## Visit ABANA at CanIRON

National Curriculum Instructors Frank Annighofer and Ryan Belanger will be demonstrating in the National Curriculum Tent at CanIRON.

CanIRON is Canada's biennial conference held on odd-numbered years. Get details on this and other blacksmithing events on the ABANA Events page: <https://abana.org/affiliate-events/>

## Got Something to Sell?

Place an online classified ad to advertise your items on our website and social media accounts.



Submit up to 250 words and 3 pictures: <https://bit.ly/abana-classifieds>



We're giving away a copy of *Into the New Iron Age: Modern British Blacksmiths*. Get your entry in by February 28, 2025, for a chance to win!

We'll have another book giveaway later in the year, so stay tuned!

**SCAN ME**





# THE FLORIDA CLINKER BREAKER

## Florida Artist Blacksmith Association

David Sandlin, President  
114 Choctaw Cove  
Valparaiso, FL 32580



NONPROFIT ORG  
US POSTAGE  
PAID  
Tallahassee, FL  
PERMIT 329

## February 2025

### FABA Officers

President	David Sandlin	President@blacksmithing.org
Vice President	Lisa Anne Conner	Vicepres@blacksmithing.org
Treasurer	Dawn Fortenberry	Treasurer@blacksmithing.org
Secretary	Tia Kitchen	Secretary@blacksmithing.org
Past President	Mark Stone	markham62@comcast.net
Trustee NW	vacant	
Trustee NE	Ben Thompson	thompsoncrafted@gmail.com
Trustee SE	Steve Silvers	SEtrustee@blacksmithing.org
Trustee SW	Trez Cole	nokomisforge@hotmail.com
Editor	Jennifer Jhon	Editor@blacksmithing.org
Program Chair	Lisa Anne Conner	FABAprogramcoordinator@gmail.com
WebMaster	Jessica Sandlin	FABAwebmaster@gmail.com

**FABA Membership Application:** Membership begins when your application and \$30 membership fee is received. Membership is per family and lasts one year. Use your credit card to join or renew your FABA Membership via WIX by going to [www.blacksmithing.org](http://www.blacksmithing.org) and clicking the **JOIN FABA** button to access the Square payment system.

OR send the below application and your check to "FABA" for \$30 to FABA's temporary Membership Secretary at:

FABA Membership Secretary,  
C/O Sandlin  
114 Choctaw Cove  
Valparaiso, FL 32580

NAME \_\_\_\_\_

FAMILY MEMBERS \_\_\_\_\_

ADDRESS \_\_\_\_\_ CITY \_\_\_\_\_ ZIP \_\_\_\_\_

PHONE \_\_\_\_\_ CELL \_\_\_\_\_ EMAIL \_\_\_\_\_

DATE \_\_\_\_\_ NEW \_\_\_\_\_ RENEWAL \_\_\_\_\_ I want B&W Newsletter by mail (quarterly) \_\_\_\_\_ OR Color Newsletter by Email \_\_\_\_\_